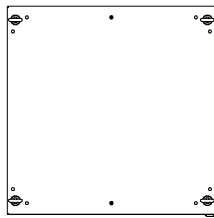
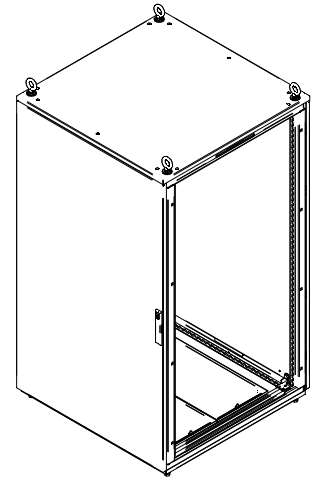



SECTION A-A



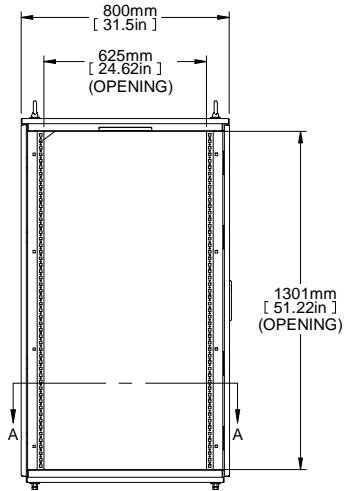
TOP VIEW



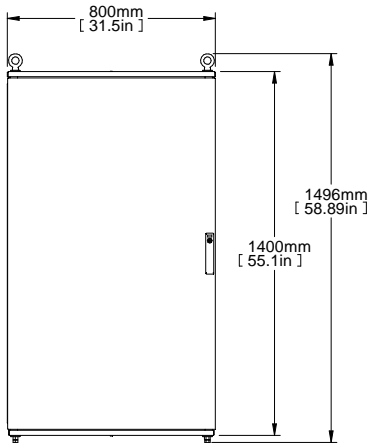
ISOMETRIC



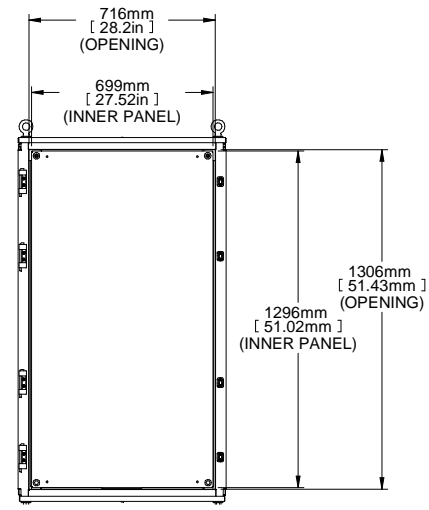
REAR VIEW



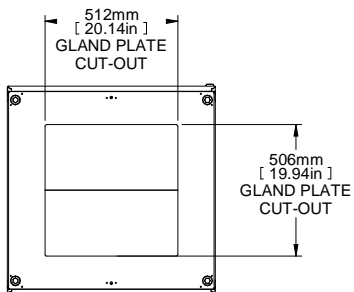
L.S. VIEW



FRONT VIEW



FRONT VIEW
DOOR REMOVED



BOTTOM VIEW

PART NUMBERS	
HME1488	PAINTED TEXTURED GRAY RAL7035
NOTES	
Welded Assembly.	
See Hammond Website for Additional Accessories.	
Français	
Pour tous les détails sur nos produits, svp veuillez consulter notre site www.hammondmf.com	
Data subject to change without notice. Isometric drawing not to scale.	
Les données sont sujettes à changement sans préavis.	
 HAMMOND MANUFACTURING® www.hammondmf.com	
PART NO.	HME1488